

Print the translation

– How to use multi-function copiers at convenience stores –

◇7-Eleven・FamilyMart・LAWSON・MINISTOP◇

1. How to check the print reference number

(1) Please access the login screen of “Driver's License Translation Application Site”.

You applied for a Japanese translation of a foreign driver's license :

https://jafnavi.jp/honyaku/uketuke/login_j.php

You applied for a Chinese translation of a Japanese driver's license :


https://jafnavi.jp/honyaku/uketuke/login_c.php

(2) Please login with your registered email address and password.

Authentication information

Email address ?	<input type="text"/>
Password ?	<input type="password"/>

Login



(3) Please click the “Check issuance status” button on your account page.

*If you have registered multiple items, the application information will be displayed on the next screen, so please select the target application information.

Check issuance status

Check the issuance status of the translation you applied for.

Check issuance status



(4) Please check the 8or10-digit alphanumeric characters listed in the “Reservation number or User number” in the application status field.

Click your Back button to make any changes

Application number	XX-XXXX-XXXX
Name of applicant	Applicant's name
Issuance status	Work completed. Please print at a convenience store.
convenience store which printed out the translation	7-Eleven or FamilyMart, LAWSON, MINISTOP, Poplar Group
Reservation number	XXXXXXXX
Print status	Unprinted

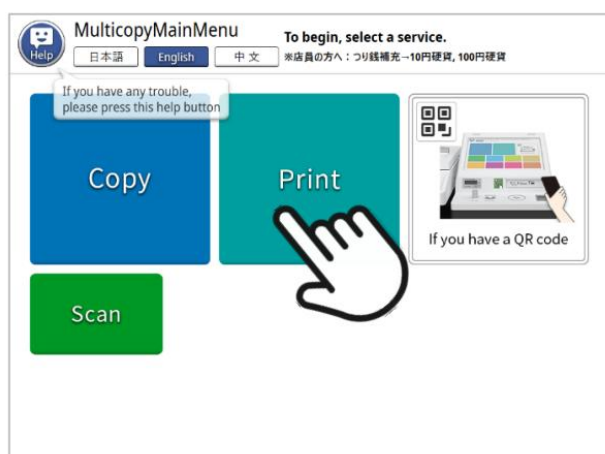
2. How to print on a multi-copier

At convenience stores, operate the multi-copier screen.



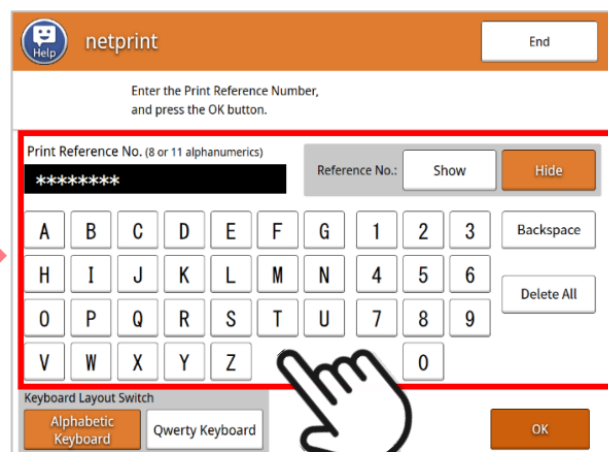
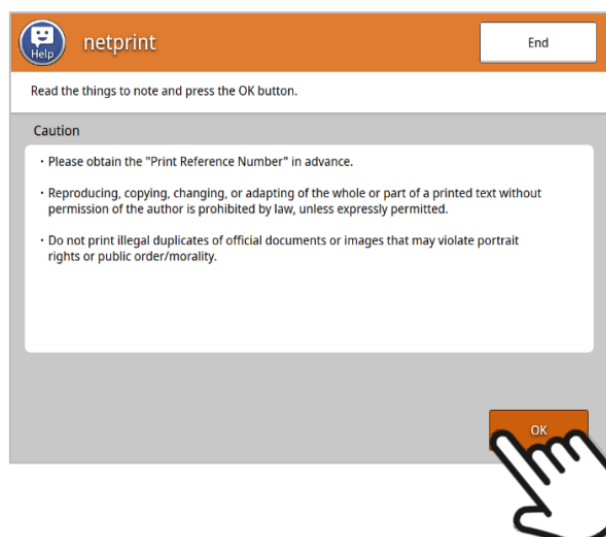
【At the 7-Eleven store】

(1) Select “Print” → “netprint” from the multi-copy machine at the 7-Eleven store.



(2) Read the notes and press “OK”, and on the next screen, enter the 8-digit alphanumeric characters you confirmed on the “Driver's License Translation Application Site”.

After entering, press “OK”.



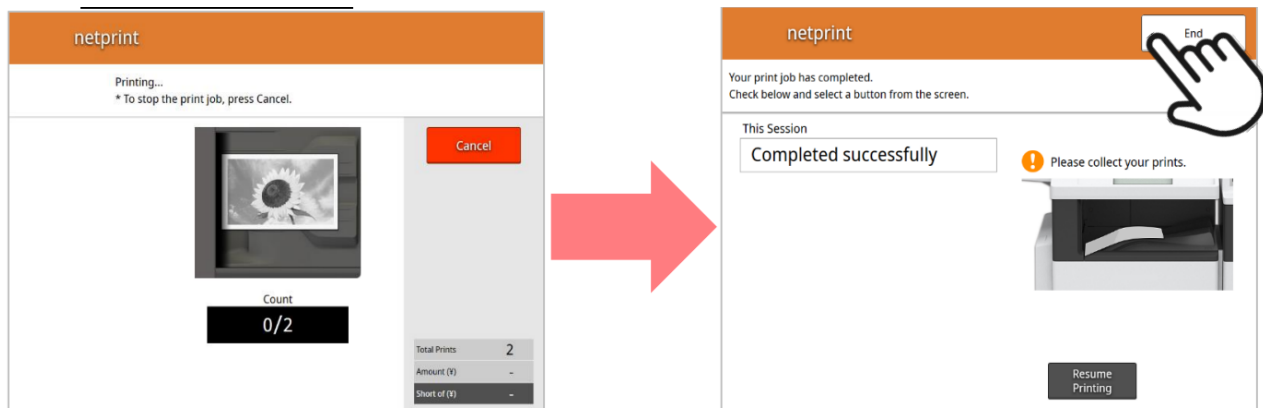
- (3) The print image appears on the print setting screen. Press “Save & Next” without changing the settings. Please insert the fee displayed on the next screen into the multi-copy machine.

※Please note that the total number of pages may be 2 pages depending on the country where the driver's license is issued.



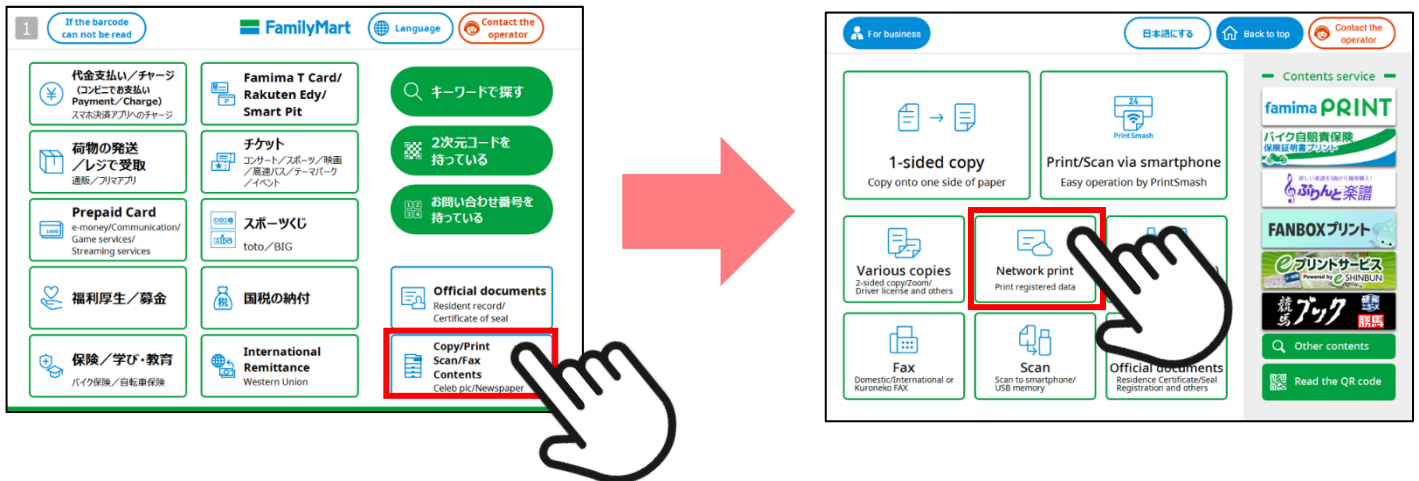
- (4) Please wait until it is output. (Do not press “Cancel”.) When printing is complete, remove the paper and press “End”.

Please check the total number of sheets and be careful not to forget to remove the paper.

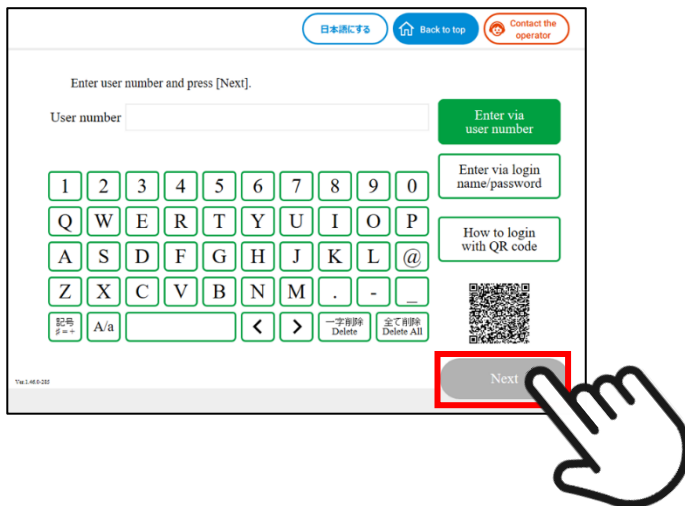


【At the FamilyMart store】

(1) Select “Print” → “Network print” from the multi-copy machine at the FamilyMart store.



(2) And on the next screen, enter the 10-digit alphanumeric characters you confirmed on the “Driver's License Translation Application Site”. After entering, press “Next”.



(3) The print image appears on the print setting screen. Press “Next” without changing the settings. Please insert the fee displayed on the next screen into the multi-copy machine.

※Please note that the total number of pages may be 2 pages depending on the country where the driver's license is issued.

(4) Please wait until it is output. When printing is complete, remove the paper and press “End”.

Please check the total number of sheets and be careful not to forget to remove the paper.

【At the LAWSON・MINISTOP store】

- (1) Select “Network print” from the multi-copy machine at the LAWSON・MINISTOP store.

And on the next screen, enter the 10-digit alphanumeric characters you confirmed on the “Driver's License Translation Application Site”.

After entering, press “Next”.



- (2) The print image appears on the print setting screen. Press “Next” without changing the settings. Please insert the fee displayed on the next screen into the multi-copy machine.

※Please note that the total number of pages may be 2 pages depending on the country where the driver's license is issued.

- (3) Please wait until it is output. When printing is complete, remove the paper and press “End”.

Please check the total number of sheets and be careful not to forget to remove the paper.

【Requests to our customers】

If you have any questions about the “Driver's License Translation Application Site” and the translation other than the operation of the multi-copier, please write in the chat in the “Communication column” section of Account Page, or contact the “JAF Customer Service Center” below. **Please refrain from asking staff at convenience stores.** Moreover, if you need to have it reissued due to printing problems, etc., please write “Request for reissue” in the “Communication column” section of Account Page. We appreciate your understanding and cooperation.

JAF Customer Service Center ▶ TEL 0570-00-2811

*Hours: 9:00 am - 5:30 pm every day (except year-end and New Year holidays)

Charges apply (landline: 3.95 yen per 3 minutes, mobile phone: 11 yen per 20 seconds, Public phone: 10 yen per 40 seconds)

Certain IP and mobile phones may not be compatible with this service.

*When calling from a mobile phone, charges will be made separately from the basic usage charge.

If you are unable to access through the above phone number, please call 048-840-0036

【Translation sample image】

◇Japanese translation

日本語による翻訳文
JAPANESE TRANSLATION

無効

氏名 (NAME)	性別 (SEX)
住所 (ADDRESS)	
生年月日 (DATE OF BIRTH)	
発給国・地 (ISSUING COUNTRY / PLACE)	
発給者 (ISSUING AUTHORITY)	
当該免許証で運転することができる自動車等の種類 (VEHICLES FOR WHICH THIS LICENSE IS VALID)	
免許証番号 (LICENSE NO.)	
免許証交付年月日 (DATE OF ISSUE)	
免許証の有効期限 (VALID UNTIL)	
免許の条件 (RESTRICTIONS)	
備考 (REMARKS)	

上記の各項目は当該外国運転免許証の内容を翻訳したものです。
The above items were translated into Japanese from a foreign driver's license.

一般社団法人 日本自動車連盟

無効

00-0000-0000-00

フランス共和国 ⑦⑧

<運転免許種類>

AM:	テスト
A1:	テスト
A2:	テスト
A:	テスト
B1:	テスト
B:	テスト
C1:	テスト
C:	テスト
D1:	テスト
D:	テスト
BE:	テスト
C1E:	テスト
CE:	テスト
D1E:	テスト
DE:	テスト

SAMPLE

本書類は発行番号 00-0000-0000-00 で発行した翻訳文の免許種類内容を補足するための別紙です。
本紙左上の発行番号とセットで有効になります。

*A separate sheet (second sheet, white background) may be issued depending on the country where the driver's license is issued.

◆ Chinese translation

日本駕駛執照適用台灣駕駛執照對照表

	×	
	○	
	○	
	○	
	○	
	○	
	○	
	○	
	○	
	○	
	×	
	×	
	×	
	○	
	○	

※ 普通二輪車為駕駛執照於台灣境內駕車者，限駕駛汽缸總排氣量 550 立方公分以下之大型重型機器腳踏車。

許可駕駛車輛類型

※ 包含該類型之車輛與未滿 750 公斤拖車組成之車輛。

7